

ELSA 6

Product code: 67180

Type: LED-1L20C07BT17/627 3000##

Short description of the luminaire

White surface-mounted LED light ON/OFF with TRIPLEX OPAL glass shade.

Technical

Types of luminaires:	Classic on/off
Mounting type:	surface mounted
Base material:	steel
Shade material:	three-layer glass TRIPLEX OPAL
Shade color:	white
Holding the shade:	bayonet
Base color:	white Ral9003
Mounting location:	ceiling/wall
Width:	590 mm
Length:	590 mm
Height:	94 mm
Diameter:	Ø 590 mm
Energy class:	D
Impact strength:	IK01

Electric

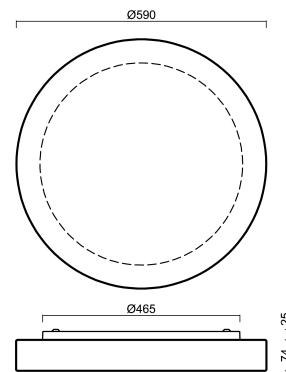
Voltage type:	AC
Input voltage:	220 - 240 V
Output:	33 W
IP:	44
Socket:	LED modul

Luminous






Lum. flux of luminaire:	3090 lm
Lum. flux of light source:	4750 lm
Temperature:	3000 K
Rated life time LED L80/B10:	50000
CRI:	Ra80
MacAdam:	3

Logistic

EAN	8591728671808
Weight NTTO	7,6 Kg
Weight BTTO	8,4 Kg
Number of cartons	1
Package volume	0,059 m³
Package 1 width	0,625 m
Package 1 length	0,625 m
Package 1 height	0,15 m
Warranty:	60



Documents to download

0819-CE_LED-BT_NU_IP44_EN.pdf	
Care_maintenance_luminaires_2018.pdf	
Manipulation_with_LED_luminaires.pdf	
ELSA_DATASHEET_2020_EN.pdf	
INSTALLATION_INSTRUCTIONS-bayonet_attachment_IN_E_LED_EN.pdf	
Jistice_Circuit_breaker.pdf	
ELSA_6_LED-1L20C07BT17_627_3000_EN.ltd	

ELSA 6

Product code: 67183

Type: LED-1L20C10BT17/627 3000##

Short description of the luminaire

White surface-mounted LED light ON/OFF with TRIPLEX OPAL glass shade.

Technical

Types of luminaires:	Classic on/off
Mounting type:	surface mounted
Base material:	steel
Shade material:	three-layer glass TRIPLEX OPAL
Shade color:	white
Holding the shade:	bayonet
Base color:	white Ral9003
Mounting location:	ceiling/wall
Width:	590 mm
Length:	590 mm
Height:	94 mm
Diameter:	Ø 590 mm
Energy class:	D
Impact strength:	IK01

Electric

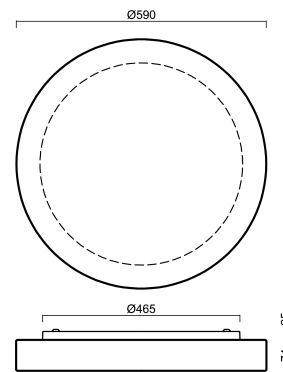
Voltage type:	AC
Input voltage:	220 - 240 V
Output:	49 W
IP:	44
Socket:	LED modul

Luminous







Lum. flux of luminaire:	4410 lm
Lum. flux of light source:	6780 lm
Temperature:	3000 K
Rated life time LED L80/B10:	50000
CRI:	Ra80
MacAdam:	3

Logistic

EAN	8591728671839
Weight NTTO	7,6 Kg
Weight BTTO	8,4 Kg
Number of cartons	1
Package volume	0,059 m³
Package 1 width	0,625 m
Package 1 length	0,625 m
Package 1 height	0,15 m
Warranty:	60



Documents to download

0819-CE_LED-BT_NU_IP44_EN.pdf	
Care_maintenance_luminaires_2018.pdf	
Manipulation_with_LED_luminaires.pdf	
ELSA_DATASHEET_2020_EN.pdf	
INSTALLATION_INSTRUCTIONS-bayonet_attachment_IN_E_LED_EN.pdf	
Jistice_Circuit_breaker.pdf	
ELSA_6_LED-1L20C10BT17_627_3000_EN.Idt	

ELSA 6

Product code: 67680

Type: LED-1L20C07BT17/627 4000##

Short description of the luminaire

White surface-mounted LED light ON/OFF with TRIPLEX OPAL glass shade.

Technical

Types of luminaires:	Classic on/off
Mounting type:	surface mounted
Base material:	steel
Shade material:	three-layer glass TRIPLEX OPAL
Shade color:	white
Holding the shade:	bayonet
Base color:	white Ral9003
Mounting location:	ceiling/wall
Width:	590 mm
Length:	590 mm
Height:	94 mm
Diameter:	Ø 590 mm
Energy class:	D
Impact strength:	IK01

Electric

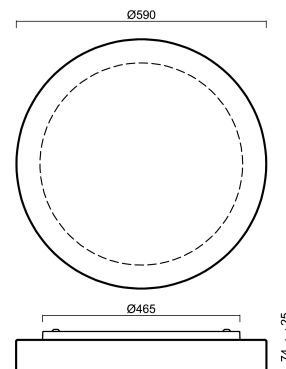
Voltage type:	AC
Input voltage:	220 - 240 V
Output:	33 W
IP:	44
Socket:	LED modul

Luminous








Lum. flux of luminaire:	3260 lm
Lum. flux of light source:	5010 lm
Temperature:	4000 K
Rated life time LED L80/B10:	50000
CRI:	Ra80
MacAdam:	3

Logistic

EAN	8591728676803
Weight NTTO	7,6 Kg
Weight BTTO	8,4 Kg
Number of cartons	1
Package volume	0,059 m³
Package 1 width	0,625 m
Package 1 length	0,625 m
Package 1 height	0,15 m
Warranty:	60



Documents to download

0819-CE_LED-BT_NU_IP44_EN.pdf	
Care_maintenance_luminaires_2018.pdf	
Manipulation_with_LED_luminaires.pdf	
ELSA_DATASHEET_2020_EN.pdf	
INSTALLATION_INSTRUCTIONS-bayonet_attachment_IN_E_LED_EN.pdf	
Jistice_Circuit_breaker.pdf	
ELSA_6_LED-1L20C07BT17_627_4000_EN.Idt	

ELSA 6

Product code: 67683

Type: LED-1L20C10BT17/627 4000##

Short description of the luminaire

White surface-mounted LED light ON/OFF with TRIPLEX OPAL glass shade.

Technical

Types of luminaires:	Classic on/off
Mounting type:	surface mounted
Base material:	steel
Shade material:	three-layer glass TRIPLEX OPAL
Shade color:	white
Holding the shade:	bayonet
Base color:	white Ral9003
Mounting location:	ceiling/wall
Width:	590 mm
Length:	590 mm
Height:	94 mm
Diameter:	Ø 590 mm
Energy class:	D
Impact strength:	IK01

Electric

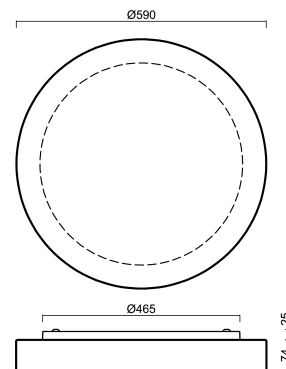
Voltage type:	AC
Input voltage:	220 - 240 V
Output:	49 W
IP:	44
Socket:	LED modul

Luminous







Lum. flux of luminaire:	4650 lm
Lum. flux of light source:	7150 lm
Temperature:	4000 K
Rated life time LED L80/B10:	50000
CRI:	Ra80
MacAdam:	3

Logistic

EAN	8591728676834
Weight NTTO	7,6 Kg
Weight BTTO	8,4 Kg
Number of cartons	1
Package volume	0,059 m³
Package 1 width	0,625 m
Package 1 length	0,625 m
Package 1 height	0,15 m
Warranty:	60



Documents to download

0819-CE_LED-BT_NU_IP44_EN.pdf	
Care_maintenance_luminaires_2018.pdf	
Manipulation_with_LED_luminaires.pdf	
ELSA_DATASHEET_2020_EN.pdf	
INSTALLATION_INSTRUCTIONS-bayonet_attachment_IN_E_LED_EN.pdf	
Jistice_Circuit_breaker.pdf	
ELSA_6_LED-1L20C10BT17_627_4000_EN.Idt	